

Continuum of Learning

Bringing awareness of the NBCF-English to district leaders in an effort to move towards a shared vision as we ensure a seamless transition for children, from birth to Grade 12.

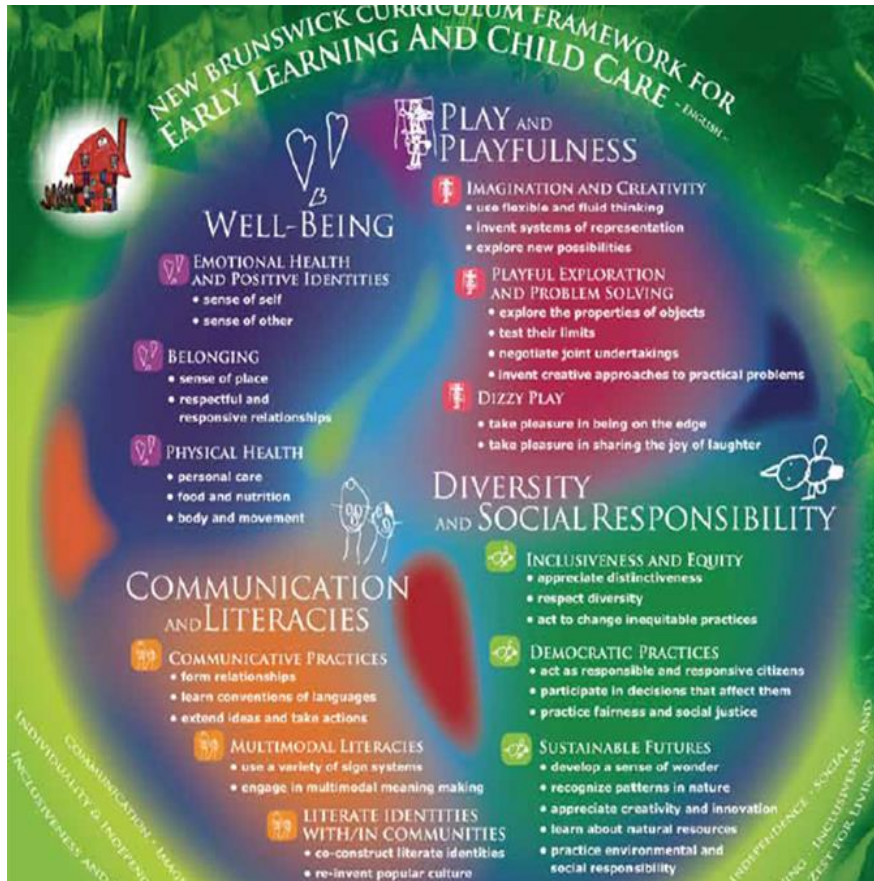
- 5 one hour sessions completed with Senior Management
- surveys completed after each session has shown increased awareness

March 2021

Terms in Early Learning and Child Care

OUTDATED	CURRENT
Daycare	Early Learning & Child Care Centre or Home
Teacher, Babysitter, Care-giver	Early Childhood Educator
Classroom	Learning Environment
Themes	Emergent Curriculum w/Scaffolding and Extending; children's interests
Crafts	Process-based Art
Free Play	Child-led Activities/Play with Provocations and Invitations offered
Time Out	Self Regulation Strategies
Toys; Predetermined Play Items	Loose Parts & Natural Materials "Toys entertain; materials engage!"

New Brunswick Curriculum Framework- English




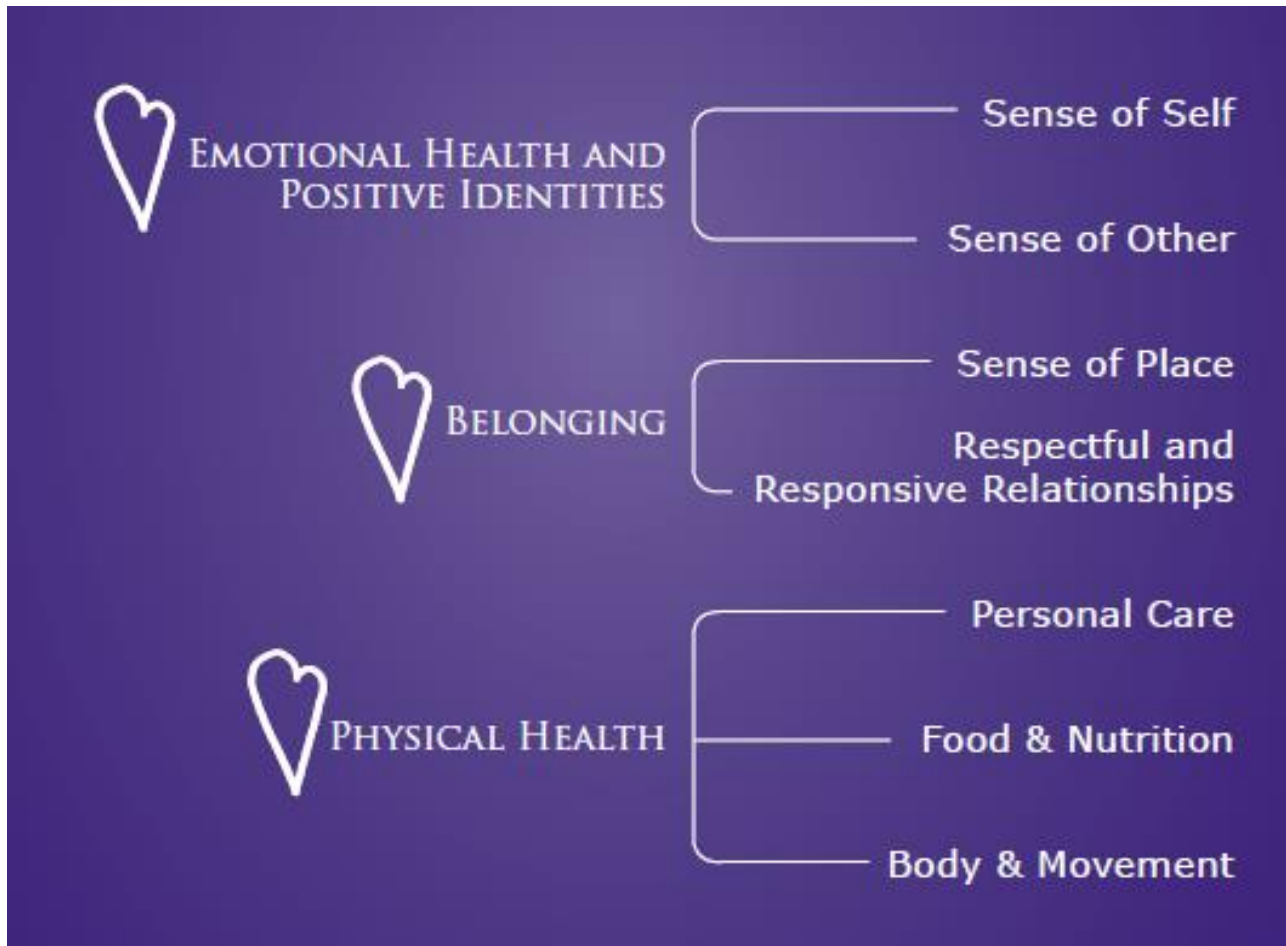
The NBCF-E is a source of information for parents, early childhood educators, and other paraprofessionals

Provides educators (working in licensed ELCC's) with reflective questions and ideas to build their practice

Intended to facilitate continuity of learning and care by connecting to diverse home practices, linking with community-based programs/supports, and complementing school curriculum

It was a collaborative effort between UNB, ECCENB and a variety of Early Learning Child Care Facilities and homes; completed in 2008

Well Being



Play and Playfulness



IMAGINATION AND CREATIVITY

- Use Flexible and Fluid Thinking
- Invent Systems of Representation
- Explore New Possibilities



PLAYFUL EXPLORATION AND PROBLEM SOLVING

- Explore Properties of Objects
- Test Limits
- Negotiate Joint Undertakings
- Invent Approaches to Practical Problems



DIZZY PLAY

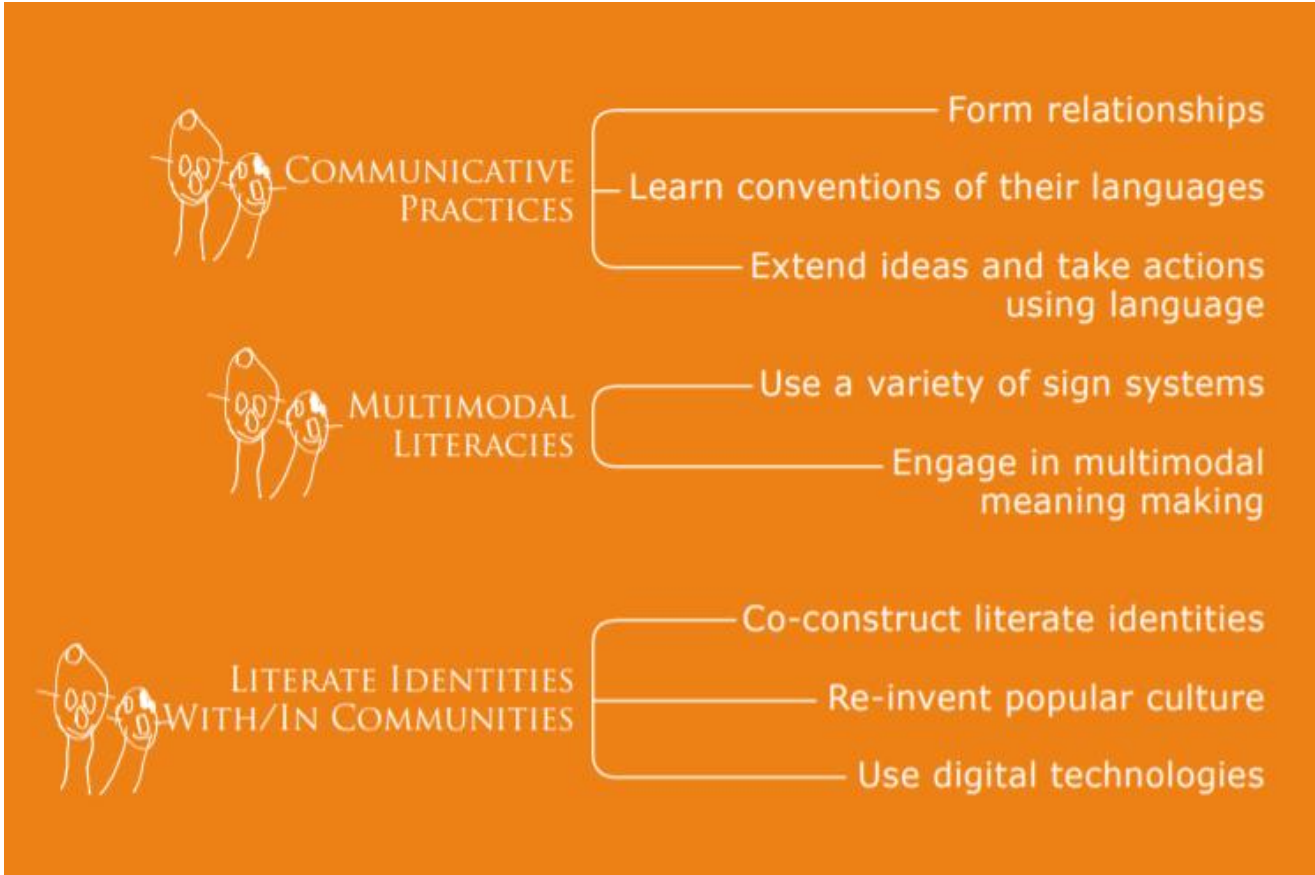
- Take Pleasure in Being on the Edge
- Take Pleasure in Sharing the Joy of Laughter

Imagination is more important than knowledge. For knowledge is limited to all we now know and understand, while imagination embraces the entire world, and all there ever will be to know and understand.



Albert Einstein
www.geckoandfly.com

Communication and Literacies



Diversity and Social Responsibility



— Appreciate Distinctiveness

— Respect Diversity

— Act to Change Inequitable Practices



— Act as Responsible and Responsive Citizens

— Participate in Decisions that Affect Them

— Practice Fairness and Social Justice



— Develop a Sense of Wonder

— Recognize Patterns in Nature

— Appreciate Creativity and Innovation

— Learn About Natural Resources

— Practice Environmental and
Social Responsibility



“It’s much more effective to allow solutions to problems to emerge from the people close to the problem rather than to impose them from higher up.”

- Roger Lewin

The Joy of Movement



The Joy of Movement

Through all these movements, children will repeat actions which it be immediate or carry over from the day before. With repetition comes confidence in abilities!

Some of the movements that we have noticed the kids love to run when they get out to the playground. It is fun to see them racing and falling into racing.

Leaves have been falling from the trees.

The kids have been rolling their bodies down many ramps. They like to roll machines across the floor.

Water is associated with racing. It is fun to see them racing and jumping in the water.

Supplies to me, I have not noticed the children skipping. I will teach them how to skip!

Some of the movements that we have noticed the kids love to run when they get out to the playground. It is fun to see them racing and falling into racing.



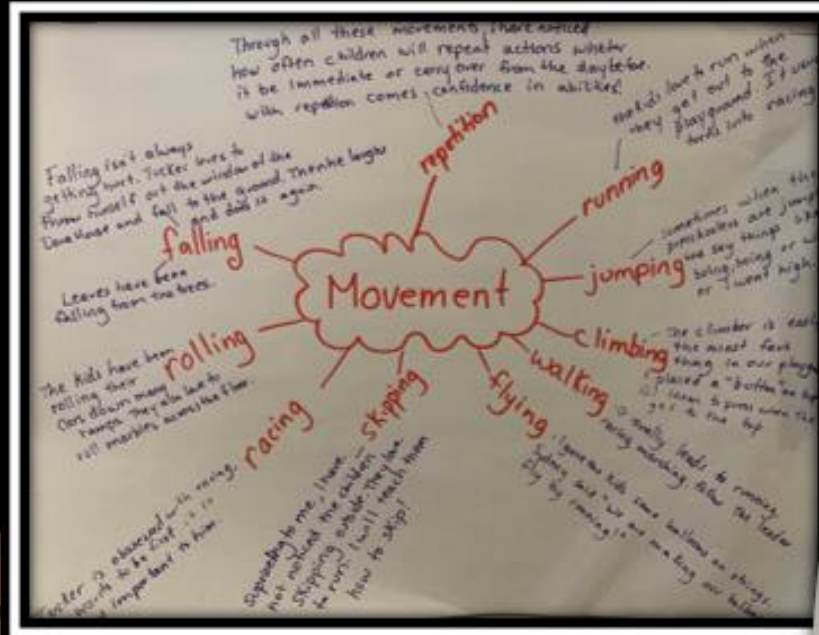
Risky Exploration and Problem Solving children try their best. It is important to have a teacher close and attend!

Let's not have handstands for the kids. They made handstands before. They walked the jumps and navigated their way across the center. They had their own 'jump' and had joy from their own ground. Teachers and that of their friends.

Art + Movement

I wanted to extend the joy of movement by adding it to our Art Center. After asking the children to draw their trucks, they the "most famous" truck, how many they enjoyed. I set up the art table around in paper. I learned the chairs from the table to encourage movement. I put long grass in a cup and placed paint on some paper. The children were encouraged to walk from around the table with paint on their grass. The kids loved it. We did this activity over a few days. I thought the paint colors made it to "change it up" with the kids. They came back to explore colors and movement. It also made a great piece of art!

The children were exploring and investigating how moving fast, moving slow, color mixing affected their art.



The Climber

The climber is called the most fun thing in our playground. I placed a "climber" on top of the table.

The kids love to run when they get out to the playground. It is fun to see them racing and falling into racing.

Here is "Dino" using his hands to create art. He started out with goals and quickly decided to be more like a dinosaur, running and enjoying the process.

Sidney and Blake have been really enjoying this activity. They have been cruising around the table laughing and smiling. They don't get a lot of time in the center this week - we have had each day to see and experience it. We will continue to see and experience it.



Risky Play

We introduced some boards/plants with our outdoor play area. Over these last few weeks we have been building ramps, bridges, bridges, roads and more. Some of these creations might be considered risky play.

Risky play means kids build yet a jump or a bridge, but it is always considered to be safe. It is always considered to be safe. It is always considered to be safe.

As these boards/Blake becomes more and more risky with the ramps and bridges.

Global Competencies

- Critical Thinking and Problem Solving
- Innovation, Creativity and Entrepreneurship
- Self-Awareness and Self-Management
- Collaboration
- Communication
- Global Citizenship

Video Links

Rethinking the Early Learning Environments: <https://vimeo.com/showcase/7981943>
Password: EarlyLearning!

Questions?